



e-MIPS

INTERACTIVE MEETING



MIPS PRESIDENT
DIAA RIZK



31 JUL TO 31 DEC 2020
E-LEARNING PROGRAMME



LIVE WEBINARS
PRE-RECORDED SESSIONS
E-LEARNING MATERIAL



WEBSITE
WWW.MIPSNET.ORG

Discover with us the e-learning world, all just a click away!
It is smart, simple and fast...



GO TO ...



REGISTER ONLINE



NETWORKING AREAS



START THE MEETING!





Message from MIPS President

Dear Friends and Colleagues,


It gives me great pleasure, as the President, to announce our FIRST e-MIPS 2020 Interactive meeting that will be held on-line between 31st July - 31st December, 2020. You all know already that because of the global Covid-19 pandemic, the MIPS Executive Board has decided to postpone the Seventh MIPS Annual Meeting of 2020 to 2021. I am pleased to inform you that we also decided to hold an on-line educational programme in lieu of MIPS Athens 2020 as an innovative approach to health professional education. The scientific theme is: "Review of evidence-based clinical practice of pelvic floor dysfunctions in the Mediterranean region".

The scientific programme includes keynote lectures as well as multi-disciplinary modules that were selected from previous MIPS annual meetings to fit in with the core health care provider's educational needs and patient care priorities in the Mediterranean countries for both male and female pelvic floor disorders. There are 5 interactive webinars and 8 pre-recorded free communication sessions with a video commentary from renowned MIPS experts. The scientific content will be granted CME credits by EACCME. I strongly recommend to our Mediterranean colleagues, whether consultants, fellows, or residents, to use this opportunity of e-learning to further professional development and maintain licensing certification with a consequent positive impact on pelvic floor care and service delivery to our patients. The technical requirements for on-line participation should be quite simple with the latest IT revolution in wireless networking and virtual communication.

I would like to cordially thank our Scientific committee, Faculty, Natalia Trotta and MIPS office IT staff for their creativity and dedication to MIPS educational mission. I very much look forward to meeting you on-line from 31st July to 31st December 2020.

Stay safe and healthy!

Diaa Rizk, MIPS President



SCIENTIFIC COMMITTEE

Diaa Rizk
Mauro Cervigni
Themistoklis Grigoriadis

MIPS EXECUTIVE BOARD

Diaa Rizk
Carlos Errando
Biagio Adile

Mauro Cervigni
Safwat Tosson
Adolf Lukanovic

Fulya Dökmeci
Themistoklis Grigoriadis



FACULTY

Mauro Cervigni
Italy

Emmanuel Delorme
France

Fulya Dökmeci
Turkey

Carlos Errando
Spain

Themistoklis Grigoriadis
Greece

Charalampos Konstantinidis
Greece

Ines Ramirez Garcia
Spain

Diaa Rizk
Bahrain

Safwat Tosson
Gibraltar



WEBINAR 1

The impact of Urogynecological Surgery on PFD & Related FSF

Date: 25 Sep 2020
Time: 5:30 pm- 6:30 pm (CEST)

F. Dökmeci



WEBINAR 2

Hyaluronic acid and Platelet-Rich Plasma Injection

Date: 25 Sep 2020
Time: 7.00 pm - 8.00 pm (CEST)

T. Grigoriadis



WEBINAR 3

Artificial sphincter

Date: 2 Oct 2020
Time: 7.00 pm - 8.00 pm (CEST)

C. Errando



WEBINAR 4

Mesh Complications of POP surgery

Date: 9 Oct 2020
Time: 5:30 pm- 6:30 pm (CEST)

E. Delorme




WEBINAR 5

POP management with Mesh after 2019 FDA Warning

Date: 10 Oct 2020
Time: 11.00 am - 12.30 pm (CEST)
Moderators: D. Rizk, T. Grigoriadis

M. Cervigni






PRE-RECORDED SESSIONS

The following video comments and conclusions are based on the most popular contributions presented during past MIPS Congresses. MIPS wishes to thank all the authors for sharing their content and knowledge with our MIPS members.

Introduction from MIPS President

Diaa Rizk




MODULE 1 | Pelvic Floor and Basic Science

Video comments and conclusions from

S. Tosson MIPS Treasurer | Obstetrician and Gynaecologist, St Bernard's Hospital - Gibraltar

E-learning material available for consultation*

Surgical Anatomy, basic knowledge for future activities, S. Doumouchtsis,
Basic knowledge of pelvic floor neuro anatomy, M. Meznaric



Module 2 | Diagnostic Approach in PFD

Video comments and conclusions from

T. Grigoriadis Chair of MIPS Scientific Committee | Assistant Professor of Urogynaecology, University of Athens

E-learning material available for consultation*

Critical role of urodynamics in female pelvic floor dysfunctions: an update, E. Finazzi Agrò
Pelvic floor Ultrasound, T. Grigoriadis
Usefulness of functional studies in selection of therapy for faecal incontinence, P. Clavé




Module 3 | Pelvic floor & Pain

Video comments and conclusions from

I. Ramírez Chair of MIPS Physiotherapy and Rehabilitation Committee
Professor of Physiotherapy, Blanquerna - Universitat Ramon Llull, Barcelona

E-learning material available for consultation*

Diagnosis and management of vulvodynia: the updated recommendations, E. Baurtant
Which patients with CPP must be sent to the Physiotherapist, I. Ramírez
What can the physiotherapist contribute to the management of chronic pelvic pain?, I. Ramírez





MODULE 4 | Urinary Incontinence I

Video comments and conclusions from

C. Errando MIPS Vice President | Head of the Unit of Female and Functional Urology, Fundació Puigvert - Barcelona, Spain



E-learning material available for consultation*

Chronic pelvic pain from pudendal neuralgia: a fashion or a real entity?, E. Baurtant
TOT is still the gold standard in non-complicated SUI?, E. Delorme

Re-adjustable sling in the treatment of recurrent female SUI and intrinsic sphincteric deficiency, C. Errando


Re-adjustable sling, C. Errando

How can we predict the surgical failure of mid-urethral slings for treatment of stress urinary incontinence (SUI)?, M. Serati

MODULE 5 | Urinary Incontinence II

Video comments and conclusions from

C. Konstantinidis Head of Department, Urology, Andrology & Neuro-urology Unit, National Rehabilitation Center - Athens



E-learning material available for consultation*

What can we expect from PFMT in SUI?, S. Schuster
Urethral Diverticulectomy, B. Adile

Neurogenic Bladder: Functional and urodynamic evaluation for gynaecologists, B. Madurga

Intermittent self-catheterisation in urogynaecology, P. Blasco

SIUD Lecture: SUI and detrusor underactivity: what to do?, E. Finazzi Agrò

Management of refractory and severe overactive bladder symptoms [Botulinum toxin and neuromodulation]: When and how?, S. Arlandis

Conservative management, D. Šćepanovic

MODULE 6 | Anal Incontinence

Video comments and conclusions from

F. Dökmeci Chair of MIPS Education Committee | Professor at Ankara University, Faculty of Medicine, Department of Obstetrics and Gynecology



E-learning material available for consultation*

Prevention and Management of Anal Sphincter Injury and Faecal Incontinence, A. Lukanovic

What can be expected from Physiotherapy in faecal incontinence?, S. Kauffmann


Changes of External Anal Sphincter Innervation Pattern after Delivery, T. Drusani



MODULE 7 | Pelvic Floor Dysfunction & FSD

Video comments and conclusions from

D. Rizk MIPS President | Professor and Chairman of Obstetrics and Gynaecology - College of Medicine and Medical Sciences - Arabian Gulf University - Bahrain



E-learning material available for consultation*

Consequences, Economic Burden and Access Barriers to Pelvic floor Dysfunctions in Mediterranean countries, D. Rizk
Prevalence and Pathogenesis of Pregnancy- and Childbirth- related Pelvic Floor Dysfunctions: Preventive Urogynaecology?, D. Rizk
EUGA LECTURE Recent advances in the evaluation and management of female sexual dysfunctions, S. Salvatore
Female sexual Dysfunction and Pelvic floor disfunction, M. España Pons
Er-Yag laser treatment implications in female sexual dysfunction, D. Lukanovic
Physiotherapy treatment of female Sexual Dysfunction, I. Ramírez

MODULE 8 | POP

Video comments and conclusions from

M. Cervigni Chair of MIPS Executive Board | Professor Urogynecology, Female Pelvic Medicine & Reconstructive Surgery Dept. Urology "La Sapienza" University - Polo Pontino, ICOT - Latina, Italy




E-learning material available for consultation*

What is the place of classical vaginal surgery in 2019?, E. Bataller
ICS Lecture: Meshes for POP surgery: Official statements and legal situation in 2019, D. Castro Diaz
SINUG lecture: Simultaneous treatment of SUI and POP: Evidence in 2019, A. Martín
Ethical limits and complications of esthetic genital surgery, G. Bernabei
How to manage advanced and/or recurrent POP? Trans-vaginal or trans-abdominal approach?, A. Mansoor
Uterine preservation or hysterectomy at the time of POP repair: A mediterranean approach, B. O' Reilly

MODULE 9 | Pelvic Floor Surgery

Video comments and conclusions from

E. Delorme MIPS International Advisor | Urology surgeon, Polyclinique de Bourgogne, Chalon sur Saône



E-learning material available for consultation*

Complications of pelvic floor reconstructive surgery using mesh, A. Lukanovic
Do we use native tissue or mesh for primary repair?, S. Athanasiou
Diagnosis and management of mid-urethral slings complications, F. Dökmeci
Evidence Based Surgical Management of POP; Traditional Repairs, M. Karram

*Contents from MIPS Congresses



EACCME ACCREDITATION | CME CREDITS FOR HEALTHCARE PROFESSIONALS

LIVE WEBINARS

Event Reference Number: to be assigned.

The programme of Live webinars will be submitted to the European Accreditation Council for Continuing Medical Education (EACCME®) for CME accreditation.

LANGUAGE

The official language of the Live Webinars and E-learning pre-recorded sessions will be English.

However, the e-learning platform supporting the entire scientific programme is a multi-language tool which allows full personalisation of the user profile and dashboard, including the possibility to change the main menu in 50 different languages.

REGISTRATION TO LIVE WEBINARS

Register online at WWW.MIPSNET.ORG

Take advantage of the MIPS member registration fees! Become a member now!

Registration Fees*		
	MEMBERS	NON MEMBERS
MD, PhD	100€	160€
Nurses, Physiotherapists, Midwives Resident, Trainee, Research Fellow	80€	80€

* Fee is intended per person, in Euros, VAT free. The registration fee includes: release of credentials to enter e-learning platform, attendance to 5 Live Webinars, free access to e-learning material for the duration of e-MIPS Interactive Meeting, certificate of attendance, CME credits. For group registrations, please contact the Organizing Secretariat in order to take advantage of registration packages.

BECOME A MIPS MEMBER NOW

Standard Membership fees to MIPS				
Doctors € 50,00	Nurses 25€	Physiotherapists € 25	Midwives € 25	Trainees € 25
Further information about MIPS and more affiliation options are available at www.mipsnet.org				

Free membership available for trainees and residents within 5 years qualification.



mipsnet.org

defoe®

MIPS PERMANENT CONFERENCE ORGANISER T.+39.0523.338391 | MIPS@DEFOE.IT | WWW.DEFOE.IT